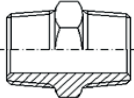
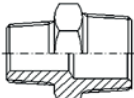
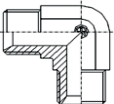
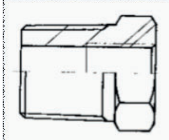
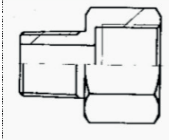
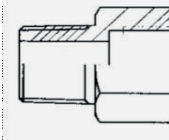
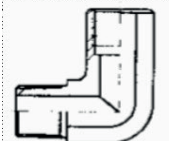
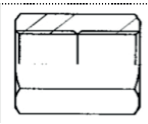
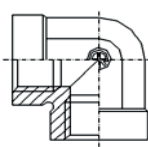
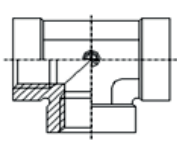
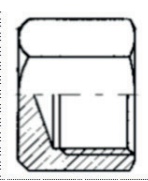
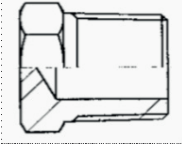


# ADAPTEUR BSPT (GAZ)

	Désignation	Code	Raccordement tube		Implantation
			mm	Filetage	
<b>UNION DOUBLE</b>					
	MG1/8 MG1/8	285040504		1/8	
	MG1/4 MG1/4	285060506		1/4	
	MG3/8 MG3/8	285100510		3/8	
	MG1/2 MG1/2	285130513		1/2	
	MG5/8 MG5/8	285160516		5/8	
	MG3/4 MG3/4	285190519		3/4	
	MG1" MG1"	285250525		1"	
	MG1"1/4 MG1"1/4	285320532		1"1/4	
	MG1"1/2 MG1"1/2	285380538		1"1/2	
	MG2" MG2"	285500550		2"	
	<b>UNION DOUBLE DE REDUCTION</b>				
	MG1/4 MG1/8	285060504		1/4-1/8	
	MG3/8 MG1/8	285100504		3/8-1/8	
	MG3/8 MG1/4	285100506		3/8-1/4	
	MG1/2 MG1/4	285130506		1/2-1/4	
	MG1/2 MG3/8	285130510		1/2-3/8	
	MG1/2 MG5/8	285130516		1/2-5/8	
	MG3/4 MG3/8	285190510		3/4-3/8	
	MG3/4 MG1/2	285190513		3/4-1/2	
	MG1" MG3/8	285250510		1"-3/8	
	MG1" MG1/2	285250513		1"-1/2	
	MG1" MG3/4	285250519		1"-3/4	
	MG1"1/4 MG1"	285320525		1"1/4-1"	
	MG1"1/2 MG1"1/4	285380532		1"1/2-1"1/4	
	MG2" MG1"1/2	285250538		2"-1"1/2	
<b>UNION DOUBLE COUDE 90°</b>					
	MG1/8 MG1/8 90°	285040704		1/8	
	MG1/4 MG1/4 90°	285090706		1/4	
	MG3/8 MG3/8 90°	285100710		3/8	
	MG1/2 MG1/2 90°	285130713		1/2	
	MG3/4 MG3/4 90°	285190719		3/4	
MG1" MG1" 90°	285250725		1"		

Raccordement tube					
	Désignation	Code	mm	Filetage	Forme
<b>ADAPTEUR MALE x FEMELLE</b>					
 <p>Forme A</p>	MG1/8 FG1/8	285041104		1/8-1/8	C
	MG1/8 FG1/4	285041106		1/8-1/4	B
	MG1/8 FG3/8	285041110		1/8-3/8	B
	MG1/8 FG1/2	285041113		1/8-1/2	B
	MG1/4 FG1/8	285061104		1/4-1/8	A
	MG1/4 FG1/4	285061106		1/4-1/4	C
	MG1/4 FG3/8	285061110		1/4-3/8	B
	MG1/4 FG1/2	285061113		1/4-1/2	B
	MG3/8 FG1/8	285101104		3/8-1/8	A
	MG3/8 FG1/4	285101106		3/8-1/4	A
	MG3/8 FG3/8	285101110		3/8-3/8	C
	MG3/8 FG1/2	285101113		3/8-1/2	B
 <p>Forme B</p>	MG1/2 FG1/4	285131106		1/2-1/4	A
	MG1/2 FG3/8	285131110		1/2-3/8	A
	MG1/2 FG1/2	285131113		1/2-1/2	C
	MG1/2 FG3/4	285131119		1/2-3/4	B
	MG1/2 FG1"	285131125		1/2-1"	B
	MG3/4 FG1/4	285191106		3/4-1/4	A
	MG3/4 FG3/8	285191110		3/4-3/8	A
	MG3/4 FG1/2	285191113		3/4-1/2	A
	MG3/4 FG3/4	285191119		3/4-3/4	C
	MG3/4 FG1"	285191125		3/4-1"	B
	MG1" FG1/2	285251113		1"-1/2	A
	MG1" FG3/4	285251119		1"-3/4	A
 <p>Forme C</p>	MG1" FG1"	285251125		1"-1"	C
	MG1" FG1"1/4	285251132		1"-1"1/4	B
	MG1"1/4 FG1/2	285321113		1"1/4-1/2	A
	MG1"1/4 FG3/4	285321119		1"1/4-3/4	A
	MG1"1/4 FG1"	285321125		1"1/4-1"	A
	MG1"1/4 FG1"1/2	285321138		1"1/4-1"1/2	B
	MG1"1/2 FG1"	285381125		1"1/2-1"	A
	MG1"1/2 FG1"1/4	285381132		1"1/2-1"1/4	A
	MG1"1/2 FG2"	285381150		1"1/2-2"	B
	MG2" FG1"1/4	285501132		2"-1"1/4	A
	MG2" FG1"1/2	285501138		2"-1"1/2	A
	<b>COUDE 90° MALE x FEMELLE</b>				
	MG1/8 FG1/8 90°	285041204		1/8-1/8	
	MG1/4 FG1/4 90°	285061206		1/4-1/4	
	MG3/8 FG3/8 90°	285101210		3/8-3/8	
	MG1/2 FG1/2 90°	285131213		1/2-1/2	
	MG3/4 FG3/4 90°	285191219		3/4-3/4	
	MG1" FG1"90°	285251225		1"-1"	

		Raccordement tube		
Désignation	Code	mm	Filetage	Implantation
<b><u>MANCHON FEMELLE x FEMELLE</u></b>				
	FG1/8 FG1/8	285041404	1/8-1/8	
	FG1/4 FG1/8	285061404	1/4-1/8	
	FG1/4 FG1/4	285061406	1/4-1/4	
	FG3/8 FG1/4	285101406	3/8-1/4	
	FG3/8 FG3/8	285101410	3/8-3/8	
	FG1/2 FG1/4	285131406	1/2-1/4	
	FG1/2 FG3/8	285131410	1/2-3/8	
	FG1/2 FG1/2	285131413	1/2-1/2	
	FG3/4 FG1/2	285191413	3/4-1/2	
	FG3/4 FG3/4	285191419	3/4-3/4	
	FG1" FG3/4	285251419	1"-3/4	
	FG1" FG1"	285251425	1"-1"	
	FG1"1/4 FG1"1/4	285321432	1"1/4-1"1/4	
	FG1"1/2 FG1"1/2	285381438	1"1/2-1"1/2	
	FG2" FG2"	285501450	2"-2"	
<b><u>MANCHON 90° FEMELLE x FEMELLE</u></b>				
	FG1/8 FG1/8 90°	285041504	1/8-1/8	
	FG1/4 FG1/4 90°	285061506	1/4-1/4	
	FG3/8 FG3/8 90°	285101510	3/8-3/8	
	FG1/2 FG1/2 90°	285131513	1/2-1/2	
	FG3/4 FG3/4 90°	285191519	3/4-3/4	
	FG1" FG1" 90°	285251525	1"-1"	
	FG1"1/4 FG1"1/4 90°	285321532	1"1/4-1"1/4	
	FG1"1/2 FG1"1/2 90°	285381538	1"1/2-1"1/2	
FG2" FG2" 90°	285501550	2"-2"		
<b><u>TE FEMELLE EGAL</u></b>				
	TE FG1/8	285042600	1/8	
	TE FG1/4	285062600	1/4	
	TE FG3/8	285102600	3/8	
	TE FG1/2	285132600	1/2	
	TE FG3/4	285192600	3/4	
	TE FG1"	285252600	1"	
	TE FG1"1/4	285322600	1"1/4	
	TE FG1"1/2	285382600	1"1/2	
TE FG2"	285502600	2"		
<b><u>BOUCHON FEMELLE</u></b>				
	BOUCH. FG1/8	285040400	1/8	
	BOUCH. FG1/4	285060400	1/4	
	BOUCH. FG3/8	285100400	3/8	
	BOUCH. FG1/2	285130400	1/2	
	BOUCH. FG3/4	285190400	3/4	
	BOUCH. FG1"	285250400	1"	
	BOUCH. FG1"1/4	285320400	1"1/4	
	BOUCH. FG1"1/2	285380400	1"1/2	
BOUCH. FG2"	285500400	2"		

**BOUCHON MALE**

Désignation	Code	Raccordement tube		
		mm	Filetage	Implantation
BOUCH. MG1/8	285040300		1/8	
BOUCH. MG1/4	285060300		1/4	
BOUCH. MG3/8	285100300		3/8	
BOUCH. MG1/2	285130300		1/2	
BOUCH. MG3/4	285190300		3/4	
BOUCH. MG1"	285250300		1"	
BOUCH. MG1"1/4	285320300		1"1/4	
BOUCH. MG1"1/2	285380300		1"1/2	
BOUCH. MG2"	285500300		2"	