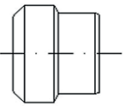
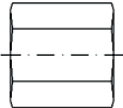
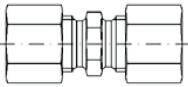
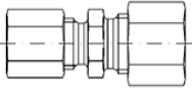
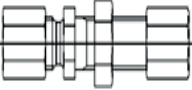
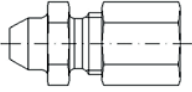
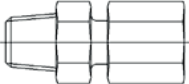
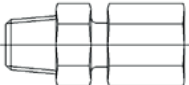
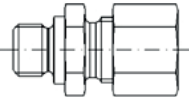
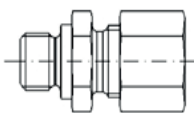
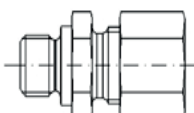


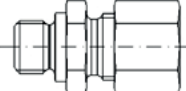
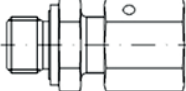
# RACCORD SERIE DIN L

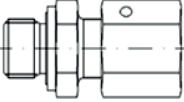
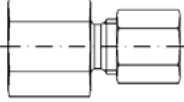
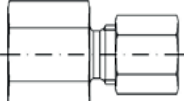
	Désignation	Code	Raccordement tube		Implantation	
			mm	Filetage		
<p><b><u>BAGUE</u></b></p> 	1DL/DS6	222062291	6			
	1DL/DS8	222082288	8			
	1DL/DS10	222102290	10			
	1DL/DS12	222122292	12			
	1DL15	222152215	15			
	1DL18	222182286	18			
	1DL22	222222287	22			
	1DL28	222282304	28			
	1DL35	222352306	35			
	1DL42	222422308	42			
	<p><b><u>ECROU</u></b></p> 	2DL6 (12X150)	222062285	6	12/150	
		2DL8 (14X150)	222082289	8	14/150	
2DL10 (16X150)		222102291	10	16/150		
2DL12 (18X150)		222122291	12	18/150		
2DL15 (22X150)		222152216	15	22/150		
2DL18 (26X150)		222182287	18	26/150		
2DL22 (30X200)		222222288	22	30/200		
2DL28 (36X200)		222282289	28	36/200		
2DL35 (45X200)		222352290	35	45/200		
2DL42 (52X200)		222422291	42	52/200		
<p><b><u>UNION DOUBLE</u></b></p> 	3DL6 NU	240060021	6	12/150		
	3DL8 NU	240080022	8	14/150		
	3DL10 NU	240100023	10	16/150		
	3DL12 NU	240120024	12	18/150		
	3DL15 NU	240150025	15	22/150		
	3DL18 NU	240180026	18	26/150		
	3DL22 NU	240220027	22	30/200		
	3DL28 NU	240280028	28	36/200		
	3DL35 NU	240350029	35	45/200		
	3DL42 NU	240420030	42	52/200		

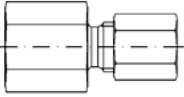
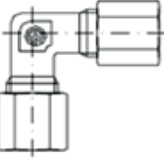
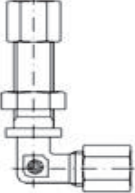
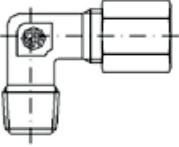
		<b>Raccordement tube</b>		
<b>Désignation</b>	<b>Code</b>	<b>mm</b>	<b>Filetage</b>	<b>Implantation</b>
<b><u>UNION DOUBLE DE REDUCTION</u></b>				
	3RDL8-6 NU	<b>240080806</b>	8-6	14/150-12/150
	3RDL10-6 NU	<b>240101006</b>	10-6	16/150-12/150
	3RDL10-8 NU	<b>240101008</b>	10-8	16/150-14/150
	3RDL12-6 NU	<b>240121206</b>	12-6	18/150-12/150
	3RDL12-8 NU	<b>240121208</b>	12-8	18/150-14/150
	3RDL12-10 NU	<b>240121210</b>	12-10	18/150-16/150
	3RDL15-10 NU	<b>240151510</b>	15-10	22/150-16/150
	3RDL15-12 NU	<b>240151512</b>	15-12	22/150-18/150
	3RDL18-10 NU	<b>240181810</b>	18-10	26/150-16/150
	3RDL18-12 NU	<b>240181812</b>	18-12	26/150-18/150
	3RDL18-15 NU	<b>240181815</b>	18-15	26/150-22/150
	3RDL22-12 NU	<b>240222212</b>	22-12	30/200-18/150
	3RDL22-15 NU	<b>240222215</b>	22-15	30/200-22/150
	3RDL22-18 NU	<b>240222218</b>	22-18	30/200-26/150
	3RDL28-18 NU	<b>240282818</b>	28-18	36/200-26/150
	3RDL28-22 NU	<b>240282822</b>	28-22	36/200-30/200
	3RDL35-22 NU	<b>240353522</b>	35-22	45/200-30/200
3RDL35-28 NU	<b>240353528</b>	35-28	45/200-36/200	
<b><u>UNION DOUBLE DE CLOISON</u></b>				
	3DL6CL NU	<b>240060121</b>	6	12/150
	3DL8CL NU	<b>240080122</b>	8	14/150
	3DL10CL NU	<b>240100123</b>	10	16/150
	3DL12CL NU	<b>240120124</b>	12	18/150
	3DL15CL NU	<b>240150125</b>	15	22/150
	3DL18CL NU	<b>240180126</b>	18	26/150
	3DL22CL NU	<b>240220127</b>	22	30/200
	3DL28CL NU	<b>240280128</b>	28	36/200
	3DL35CL NU	<b>240350129</b>	35	45/200
	3DL42CL NU	<b>240420130</b>	42	52/200
<b><u>UNION SIMPLE A SOUDER</u></b>				
	3SDL6NU	<b>240060161</b>	6	12/150
	3SDL8 NU	<b>240080162</b>	8	14/150
	3SDL10 NU	<b>240100163</b>	10	16/150
	3SDL12 NU	<b>240120164</b>	12	18/150
	3SDL15 NU	<b>240150165</b>	15	22/150
	3SDL18 NU	<b>240180166</b>	18	26/150
	3SDL22 NU	<b>240220167</b>	22	30/200
	3SDL28 NU	<b>240280168</b>	28	36/200
	3SDL35 NU	<b>240350169</b>	35	45/200
	3SDL42 NU	<b>240420170</b>	42	52/200

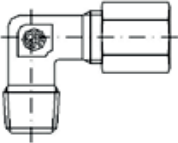
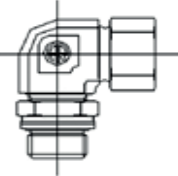
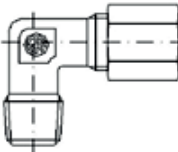
		Raccordement tube			
Désignation	Code	mm	Filetage	Implantation	
<b>UNION SIMPLE MALE NPT</b>					
	4DL6 1/8NPT NU	240060493	6	12/150	1/8
	4DL6 1/4NPT NU	240060494	6	12/150	1/4
	4DL8 1/4NPT NU	240080495	8	14/150	1/4
	4DL10 1/4NPT NU	240100496	10	16/150	1/4
	4DL10 3/8NPT NU	240100497	10	16/150	3/8
	4DL12 1/4NPT NU	240120449	12	18/150	1/4
	4DL12 3/8NPT NU	240120498	12	18/150	3/8
	4DL12 1/2NPT NU	240120500	12	18/150	1/2
	4DL15 1/2NPT NU	240150501	15	22/150	1/2
	4DL18 1/2NPT NU	240180502	18	26/150	1/2
	4DL22 3/4NPT NU	240220503	22	30/200	3/4
	4DL28 1" NPT NU	240280504	28	36/200	1"
	4DL35 1"1/4NPT NU	240350505	35	45/200	1"1/4
	4DL42 1"1/2NPT NU	240420506	42	52/200	1"1/2
<b>UNION SIMPLE MALE GAZ CONIQUE</b>					
	4DL6 1/8K NU	240060731	6	12/150	1/8
	4DL6 1/4K NU	240060732	6	12/150	1/4
	4DL8 1/4K NU	240080733	8	14/150	1/4
	4DL10 1/4K NU	240100735	10	16/150	1/4
	4DL12 1/4K NU	240120737	12	18/150	1/4
	4DL12 3/8K NU	240120738	12	18/150	3/8
	4DL12 1/2K NU	240120739	12	18/150	1/2
	4DL15 3/8K NU	240150740	15	22/150	3/8
	4DL15 1/2K NU	240150741	15	22/150	1/2
	4DL18 1/2K NU	240180742	18	26/150	1/2
	4DL22 3/4K NU	240220743	22	30/200	3/4
	4DL28 1"K NU	240280744	28	36/200	1"
	4DL35 1"1/4K NU	240350745	35	45/200	1"1/4
	4DL42 1"1/2K NU	240420746	42	52/200	1"1/2
<b>UNION SIMPLE MALE METRIQUE FORME B (Métal)</b>					
	4DL6 10X100B NU	240060389	6	12/150	10/100
	4DL8 12X150B NU	240080390	8	14/150	12/150
	4DL8 18X150B NU	240080455	8	14/150	18/150
	4DL10 14X150B NU	240100391	10	16/150	14/150
	4DL10 16X150B NU	240100390	10	16/150	16/150
	4DL10 18X150B NU	240100392	10	16/150	18/150
	4DL10 22X150B NU	240100393	10	16/150	22/150
	4DL12 14X150B NU	240120393	12	18/150	14/150
	4DL12 16X150B NU	240120394	12	18/150	16/150
	4DL12 18X150B NU	240120395	12	18/150	18/150
	4DL12 22X150B NU	240120003	12	18/150	22/150
	4DL15 16X150B NU	240150395	15	22/150	16/150
	4DL15 18X150B NU	240150396	15	22/150	18/150
	4DL15 22X150B NU	240150397	15	22/150	22/150
	4DL18 18X150B NU	240180398	18	26/150	18/150
	4DL18 22X150B NU	240180399	18	26/150	22/150
	4DL22 22X150B NU	240220399	22	30/200	22/150
	4DL22 26X150B NU	240220400	22	30/200	26/150
	4DL28 33X200B NU	240280401	28	36/200	33/200
	4DL35 42X200B NU	240350402	35	45/200	42/200
4DL42 48X200B NU	240420403	42	52/200	48/200	

		Raccordement tube			
Désignation	Code	mm	Filetage	Implantation	
<b>UNION SIMPLE MALE GAZ CYLINDRIQUE FORME B</b>					
	4DL6 1/8B NU	240060414	6	12/150	1/8
	4DL6 1/4B NU	240060415	6	12/150	1/4
	4DL6 3/8B NU	240060416	6	12/151	3/8
	4DL6 1/2B NU	240060417	6	12/152	1/2
	4DL8 1/8B NU	240080415	8	14/150	1/8
	4DL8 1/4B NU	240080417	8	14/150	1/4
	4DL8 3/8B NU	240080418	8	14/150	3/8
	4DL8 1/2B NU	240080416	8	14/150	1/2
	4DL10 1/8B NU	240100419	10	16/150	1/8
	4DL10 1/4B NU	240100420	10	16/150	1/4
	4DL10 3/8B NU	240100421	10	16/150	3/8
	4DL10 1/2B NU	240100422	10	16/150	1/2
	4DL12 1/4B NU	240120423	12	18/150	1/4
	4DL12 3/8B NU	240120424	12	18/150	3/8
	4DL12 1/2B NU	240120425	12	18/150	1/2
	4DL12 3/4B NU	240120426	12	18/150	3/4
	4DL15 3/8B NU	240150426	15	22/150	3/8
	4DL15 1/2B NU	240150427	15	22/150	1/2
	4DL15 3/4B NU	240150428	15	22/150	3/4
	4DL18 3/8B NU	240180427	18	26/150	3/8
	4DL18 1/2B NU	240180428	18	26/150	1/2
	4DL18 3/4B NU	240180429	18	26/150	3/4
	4DL22 1/2B NU	240220429	22	30/200	1/2
	4DL22 3/4B NU	240220430	22	30/200	3/4
	4DL22 1" B NU	240220431	22	30/200	1"
	4DL28 3/4B NU	240280429	28	36/200	3/4
	4DL28 1" B NU	240280431	28	36/200	1"
	4DL35 1" B NU	240350431	35	45/200	1"
	4DL35 1"1/4B NU	240350432	35	45/200	1"1/4
	4DL42 1"1/2B NU	240420433	42	52/200	1"1/2
<b>UNION SIMPLE MALE METRIQUE FORME R (Joint encastré)</b>					
	4DL6 10X100R NU	240060453	6	12/150	10/100
	4DL8 12X150R NU	240080454	8	14/150	12/150
	4DL10 14X150R NU	240100455	10	16/150	14/150
	4DL10 16X150R NU	240100453	10	16/150	16/150
	4DL10 18X150R NU	240100454	10	16/150	18/150
	4DL10 22X150R NU	240100456	10	16/150	22/150
	4DL12 14X150R NU	240120455	12	18/150	14/150
	4DL12 16X150R NU	240120456	12	18/150	16/150
	4DL12 18X150R NU	240120457	12	18/150	18/150
	4DL12 22X150R NU	240120458	12	18/150	22/150
	4DL15 16X150R NU	240150459	15	22/150	16/150
	4DL15 18X150R NU	240150457	15	22/150	18/150
	4DL15 22X150R NU	240150460	15	22/150	22/150
	4DL18 18X150R NU	240180461	18	26/150	18/150
	4DL18 22X150R NU	240180458	18	26/150	22/150
	4DL22 22X150R NU	240220462	22	30/200	22/150
	4DL22 26X150R NU	240220459	22	30/200	26/150
	4DL28 33X200R NU	240280460	28	36/200	33/200
	4DL35 42X200R NU	240350461	35	45/200	42/200
	4DL42 48X200R NU	240420462	42	52/200	48/200

		Raccordement tube			
Désignation	Code	mm	Filetage	Implantation	
<b>UNION SIMPLE MALE GAZ FORME R (Joint encastré)</b>					
	4DL6 1/8R NU	240060473	6	12/150	1/8
	4DL6 1/4R NU	240060474	6	12/150	1/4
	4DL6 3/8R NU	240060475	6	12/150	3/8
	4DL8 1/8R NU	240080419	8	14/150	1/8
	4DL8 1/4R NU	240080474	8	14/150	1/4
	4DL8 3/8R NU	240080475	8	14/150	3/8
	4DL8 1/2R NU	240080476	8	14/150	1/2
	4DL10 1/8R NU	240100478	10	16/150	1/8
	4DL10 1/4R NU	240100475	10	16/150	1/4
	4DL10 3/8R NU	240100424	10	16/150	3/8
	4DL10 1/2R NU	240100477	10	16/150	1/2
	4DL12 1/4R NU	240120475	12	18/150	1/4
	4DL12 3/8R NU	240120476	12	18/150	3/8
	4DL12 1/2R NU	240120477	12	18/150	1/2
	4DL15 3/8R NU	240150476	15	22/150	3/8
	4DL15 1/2R NU	240150477	15	22/150	1/2
	4DL15 3/4R NU	240150478	15	22/150	3/4
	4DL18 1/2R NU	240180478	18	26/150	1/2
	4DL18 3/4R NU	240180479	18	26/150	3/4
	4DL22 1/2R NU	240220478	22	30/200	1/2
	4DL22 3/4R NU	240220479	22	30/200	3/4
	4DL22 1"R NU	240220480	22	30/200	1"
	4DL28 3/4R NU	240280470	28	36/200	3/4
	4DL28 1" R NU	240280480	28	36/200	1"
	4DL35 1" R NU	240350480	35	45/200	1"
	4DL35 1"1/4R NU	240350481	35	45/200	1"1/4
	4DL42 1"1/2R NU	240420482	42	52/200	1"1/2
	<b>ADAPTEUR METRIQUE FORME R (Joint encastré) - O-RING</b>				
	5DLO6 10X100R	240061181	6	12/150	10/100
	5DLO8 12X150R	240081182	8	14/150	12/150
	5DLO10 14X150R	240101183	10	16/150	14/150
	5DLO12 16X150R	240121184	12	18/150	16/150
	5DLO15 18X150R	240151185	15	22/150	18/150
	5DLO18 22X150R	240181186	18	26/150	22/150
	5DLO22 26X150R	240221187	22	30/200	26/150
	5DLO28 33X200R	240281188	28	36/200	33/200
	5DLO35 42X200R	240351189	35	45/200	42/200
	5DLO42 48X200R	240421190	42	52/200	48/200

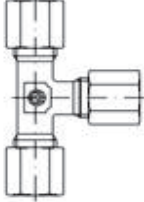
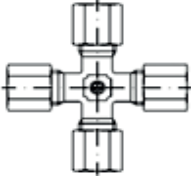
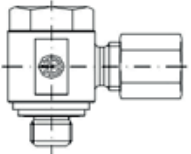
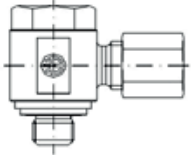
		Raccordement tube			
Désignation	Code	mm	Filetage	Implantation	
<b>ADAPTEUR GAZ FORME R (Joint encastré) - O-RING</b>					
	5DLO6 1/8R	<b>240061201</b>	6	12/150	1/8
	5DLO8 1/4R	<b>240081202</b>	8	14/150	1/4
	5DLO10 1/4R	<b>240101203</b>	10	16/150	1/4
	5DLO12 3/8R	<b>240121204</b>	12	18/150	3/8
	5DLO15 1/2R	<b>240151205</b>	15	22/150	1/2
	5DLO18 1/2R	<b>240181206</b>	18	26/150	1/2
	5DLO22 3/4R	<b>240221207</b>	22	30/200	3/4
	5DLO28 1" R	<b>240281208</b>	28	36/200	1"
	5DLO35 1"1/4R	<b>240351209</b>	35	45/200	1"1/4
	5DLO42 1"1/2R	<b>240421210</b>	42	52/200	1"1/2
<b>UNION SIMPLE FEMELLE METRIQUE</b>					
	6DL6 10X100F NU	<b>240060612</b>	6	12/150	10/100
	6DL8 12X150F NU	<b>240080613</b>	8	14/150	12/150
	6DL10 14X150F NU	<b>240100614</b>	10	16/150	14/150
	6DL12 16X150F NU	<b>240120615</b>	12	18/150	16/150
	6DL15 18X150F NU	<b>240150616</b>	15	22/150	18/150
	6DL18 22X150F NU	<b>240180617</b>	18	26/150	22/150
	6DL22 26X150F NU	<b>240220618</b>	22	30/200	26/150
<b>UNION SIMPLE FEMELLE GAZ</b>					
	6DL6 1/8F NU	<b>240060626</b>	6	12/150	1/8
	6DL8 1/4F NU	<b>240080627</b>	8	14/150	1/4
	6DL8 3/8F NU	<b>240080628</b>	8	14/150	3/8
	6DL8 1/2F NU	<b>240080629</b>	8	14/150	1/2
	6DL10 1/4F NU	<b>240100628</b>	10	16/150	1/4
	6DL10 3/8F NU	<b>240100630</b>	10	16/150	3/8
	6DL10 1/2F NU	<b>240100631</b>	10	16/150	1/2
	6DL12 3/8F NU	<b>240120629</b>	12	18/150	3/8
	6DL12 1/2F NU	<b>240120630</b>	12	18/150	1/2
	6DL15 1/2F NU	<b>240150630</b>	15	22/150	1/2
	6DL18 1/2F NU	<b>240180631</b>	18	18/150	1/2
	6DL22 3/4F NU	<b>240220632</b>	22	30/200	3/4
	6DL28 1" F NU	<b>240280633</b>	28	36/200	1"
	6DL35 1"1/4F NU	<b>240350634</b>	35	45/200	1"1/4
6DL42 1"1/2F NU	<b>240420838</b>	42	52/200	1"1/2	


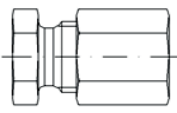
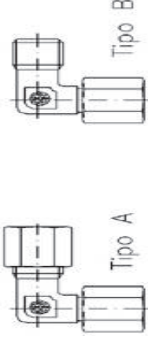
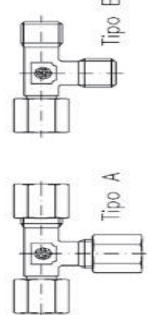
		Raccordement tube			
Désignation	Code	mm	Filetage	Implantation	
<b><u>UNION SIMPLE FEMELLE POUR MANOMETRE</u></b>					
	6DL6 1/4F MANO NU	<b>240060646</b>	6	12/150	1/4
	6DL8 1/4F MANO NU	<b>240080647</b>	8	14/150	1/4
	6DL10 1/4F MANO NU	<b>240100648</b>	10	16/150	1/4
	6DL12 1/4F MANO NU	<b>240120649</b>	12	18/150	1/4
<b><u>COUDE EGAL</u></b>					
	7DL6 NU	<b>240060041</b>	6	12/150	
	7DL8 NU	<b>240080042</b>	8	14/150	
	7DL10 NU	<b>240100043</b>	10	16/150	
	7DL12 NU	<b>240120044</b>	12	18/150	
	7DL15 NU	<b>240150045</b>	15	22/150	
	7DL18 NU	<b>240180046</b>	18	18/150	
	7DL22 NU	<b>240220047</b>	22	30/200	
	7DL28 NU	<b>240280048</b>	28	36/200	
	7DL35 NU	<b>240350049</b>	35	45/200	
7DL42 NU	<b>240420050</b>	42	52/200		
<b><u>COUDE EGAL DE CLOISON</u></b>					
	7DL6CL NU	<b>240060101</b>	6	12/150	
	7DL8CL NU	<b>240080102</b>	8	14/150	
	7DL10CL NU	<b>240100103</b>	10	16/150	
	7DL12CL NU	<b>240120104</b>	12	18/150	
	7DL15CL NU	<b>240150105</b>	15	22/150	
	7DL18CL NU	<b>240180106</b>	18	26/150	
	7DL22CL NU	<b>240220107</b>	22	30/200	
	7DL28CL NU	<b>240280108</b>	28	36/200	
	7DL35CL NU	<b>240350109</b>	35	45/200	
7DL42CL NU	<b>240420110</b>	42	52/200		
<b><u>COUDE MALE NPT</u></b>					
	8DL6 1/8NPT NU	<b>240060575</b>	6	12/150	1/8
	8DL6 1/4NPT NU	<b>240060574</b>	6	12/150	1/4
	8DL8 1/4NPT NU	<b>240080576</b>	8	14/150	1/4
	8DL10 1/4NPT NU	<b>240100577</b>	10	16/150	1/4
	8DL12 1/4NPT NU	<b>240120578</b>	12	18/150	1/4
	8DL12 3/8NPT NU	<b>240120579</b>	12	18/150	3/8
	8DL12 1/2NPT NU	<b>240120586</b>	12	18/150	1/2
	8DL15 1/2NPT NU	<b>240150580</b>	15	22/150	1/2
	8DL18 1/2NPT NU	<b>240180581</b>	18	26/150	1/2
	8DL22 3/4NPT NU	<b>240220582</b>	22	30/200	3/4
	8DL28 1" NPT NU	<b>240280583</b>	28	36/200	1"
	8DL35 1"1/4NPT NU	<b>240350584</b>	35	45/200	1"1/4
	8DL42 1"1/2NPT NU	<b>240420585</b>	42	52/200	1"1/2

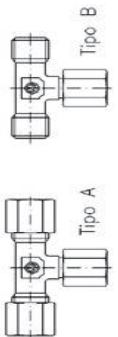
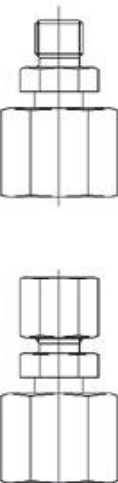
		<b>Raccordement tube</b>			
<b>Désignation</b>	<b>Code</b>	<b>mm</b>	<b>Filetage</b>	<b>Implantation</b>	
<b><u>COUDE MALE METRIQUE CONIQUE</u></b>					
	8DL6 10X100K NU	<b>240060551</b>	6	12/150	10/100
	8DL8 12X150K NU	<b>240080552</b>	8	14/150	12/150
	8DL10 14X150K NU	<b>240100553</b>	10	16/150	14/150
	8DL12 16X150K NU	<b>240120554</b>	12	18/150	16/150
	8DL15 18X150K NU	<b>240150555</b>	15	22/150	18/150
	8DL18 22X150K NU	<b>240180556</b>	18	26/150	22/150
	<b><u>COUDE MALE GAZ CYLINDRIQUE ORIENTABLE</u></b>				
	8DL6 1/8CYL OR NU	<b>240060557</b>	6	12/150	1/8
	8DL8 1/4CYL OR NU	<b>240080558</b>	8	14/150	1/4
	8DL10 1/4CYL OR NU	<b>240100559</b>	10	16/150	1/4
	8DL12 3/8CYL OR NU	<b>240120560</b>	12	18/150	3/8
	8DL15 1/2CYL OR NU	<b>240150561</b>	15	22/150	1/2
	8DL18 1/2CYL OR NU	<b>240180562</b>	18	26/150	1/2
	8DL22 3/4CYL OR NU	<b>240220563</b>	22	30/200	3/4
	8DL28 1"CYL OR NU	<b>240280564</b>	28	36/200	1"
	8DL35 1"1/4CYL OR NU	<b>240350565</b>	35	45/200	1"1/4
8DL42 1"1/2CYL OR NU	<b>240420566</b>	42	52/200	1"1/2	
<b><u>COUDE MALE GAZ CONIQUE</u></b>					
	8DL6 1/8K NU	<b>240060563</b>	6	12/150	1/8
	8DL8 1/4K NU	<b>240080564</b>	8	14/150	1/4
	8DL8 3/8K NU	<b>240080011</b>	8	14/150	3/8
	8DL10 1/4K NU	<b>240100565</b>	10	16/150	1/4
	8DL10 3/8K NU	<b>240100771</b>	10	16/150	3/8
	8DL12 1/4K NU	<b>240120772</b>	12	18/150	1/4
	8DL12 3/8K NU	<b>240120566</b>	12	18/150	3/8
	8DL12 1/2K NU	<b>240120773</b>	12	18/150	1/2
	8DL15 1/2K NU	<b>240150567</b>	15	22/150	1/2
	8DL18 1/2K NU	<b>240180568</b>	18	26/150	1/2





		Raccordement tube			
Désignation	Code	mm	Filetage	Implantation	
<b><u>TE EGAL</u></b>					
	10DL6 NU	240060061	6	12/150	
	10DL8 NU	240080062	8	14/150	
	10DL10 NU	240100063	10	16/150	
	10DL12 NU	240120064	12	18/150	
	10DL15 NU	240150836	15	22/150	
	10DL18 NU	240180066	18	26/150	
	10DL22 NU	240220067	22	30/200	
	10DL28 NU	240280068	28	36/200	
	10DL35 NU	240350069	35	45/200	
	10DL42 NU	240420070	42	52/200	
<b><u>CROIX EGALE</u></b>					
	12DL6NU	240060081	6	12/150	
	12DL8 NU	240080082	8	14/150	
	12DL10 NU	240100083	10	16/150	
	12DL12 NU	240120084	12	18/150	
	12DL15 NU	240150085	15	22/150	
	12DL18 NU	240180086	18	26/150	
	12DL22 NU	240220087	22	30/200	
	12DL28 NU	240280088	28	36/200	
	12DL35 NU	240350089	35	45/200	
	12DL42 NU	240420090	42	52/200	
<b><u>BANJO METRIQUE CYLINDRIQUE FORME R</u></b>					
	13DL6 10X100R NU	240060321	6	12/150	10/100
	13DL8 12X150R NU	240080322	8	14/150	12/150
	13DL10 14X150R NU	240100323	10	16/150	14/150
	13DL12 16X150R NU	240120324	12	18/150	16/150
	13DL15 18X150RNU	240150325	15	22/150	18/150
	13DL18 22X150R NU	240180326	18	26/150	22/150
	13DL22 26X150R NU	240220327	22	30/200	26/150
	13DL28 33X200R NU	240280328	28	36/200	33/200
	13DL35 42X200R NU	240350329	35	45/200	42/200
	13DL42 48X200R NU	240420330	42	52/200	48/200
<b><u>BANJO GAZ CYLINDRIQUE FORME R</u></b>					
	13DL6 1/8R NU	240060335	6	12/150	1/8
	13DL8 1/4R NU	240080336	8	14/150	1/4
	13DL10 1/4R NU	240100337	10	16/150	1/4
	13DL12 3/8R NU	240120338	12	18/150	3/8
	13DL15 1/2R NU	240150339	15	22/150	1/2
	13DL18 1/2R NU	240180340	18	26/150	1/2
	13DL22 3/4R NU	240220341	22	30/200	3/4
	13DL28 1"R NU	240280342	28	36/200	1"
	13DL35 1"1/4R NU	240350343	35	45/200	1"1/4
	13DL42 1"1/2R NU	240420344	42	52/200	1"1/2

		Raccordement tube			
Désignation	Code	mm	Filetage	Implantation	
<b><u>BOUCHON OBTURATEUR</u></b>					
	15DLO6-DSO6 NU	<b>240061001</b>	6		
	15DLO8-DSO8 NU	<b>240081002</b>	8		
	15DLO10-DSO10 NU	<b>240101003</b>	10		
	15DLO12-DSO12 NU	<b>240121004</b>	12		
	15DLO15 NU	<b>240151005</b>	15		
	15DLO18 NU	<b>240181006</b>	18		
	15DLO22 NU	<b>240221007</b>	22		
	15DLO28 NU	<b>240281008</b>	28		
	15DLO35 NU	<b>240351009</b>	35		
	15DLO42 NU	<b>240421010</b>	42		
<b><u>BOUCHON POUR TUBE</u></b>					
	18DL6 NU	<b>240060005</b>	6	12/150	
	18DL8 NU	<b>240080005</b>	8	14/150	
	18DL10 NU	<b>240100005</b>	10	16/150	
	18DL12 NU	<b>240120005</b>	12	18/150	
	18DL15 NU	<b>240150006</b>	15	22/150	
	18DL18 NU	<b>240180005</b>	18	26/150	
	18DL22 NU	<b>240220005</b>	22	30/200	
	18DL28 NU	<b>240280005</b>	28	36/200	
	18DL35 NU	<b>240350005</b>	35	45/200	
	18DL42 NU	<b>240420005</b>	42	52/200	
<b><u>COUDE ORIENTABLE O-RING</u></b>					
	27DLO6 NU	<b>240061221</b>	6	12/150	
	27DLO8 NU	<b>240081222</b>	8	14/150	
	27DLO10 NU	<b>240101223</b>	10	16/150	
	27DLO12 NU	<b>240121224</b>	12	18/150	
	27DLO15 NU	<b>240151225</b>	15	22/150	
	27DLO18 NU	<b>240181226</b>	18	26/150	
	27DLO22 NU	<b>240221227</b>	22	30/200	
	27DLO28 NU	<b>240281228</b>	28	36/200	
	27DLO35 NU	<b>240351229</b>	35	45/200	
	27DLO42 NU	<b>240421230</b>	42	52/200	
	<b><u>TE ORIENTABLE RENVERSE O-RING</u></b>				
		31DLO6 NU	<b>240061261</b>	6	12/150
		31DLO8 NU	<b>240081262</b>	8	14/150
		31DLO10 NU	<b>240101263</b>	10	16/150
31DLO12 NU		<b>240121264</b>	12	18/150	
31DLO15 NU		<b>240151265</b>	15	22/150	
31DLO18 NU		<b>240181266</b>	18	26/150	
31DLO22 NU		<b>240221267</b>	22	30/200	
31DLO28 NU		<b>240281268</b>	28	36/200	
31DLO35 NU		<b>240351269</b>	35	45/200	
31DLO42 NU		<b>240421270</b>	42	52/200	

		<b>Raccordement tube</b>				
		<b>Désignation</b>	<b>Code</b>	<b>mm</b>	<b>Filetage</b>	<b>Implantation</b>
<b>TE ORIENTABLE O-RING</b>						
	32DLO6 NU	<b>240061241</b>	6	12/150		
	32DLO8 NU	<b>240081242</b>	8	14/150		
	32DLO10 NU	<b>240101243</b>	10	16/150		
	32DLO12 NU	<b>240121244</b>	12	18/150		
	32DLO15 NU	<b>240151245</b>	15	22/150		
	32DLO18 NU	<b>240181246</b>	18	26/150		
	32DLO22 NU	<b>240221247</b>	22	30/200		
	32DLO28 NU	<b>240281248</b>	28	36/200		
	32DLO35 NU	<b>240351249</b>	35	45/200		
	32DLO42 NU	<b>240421250</b>	42	52/200		
<b>ADAPTEUR DE REDUCTION O-RING</b>						
	53RDLO8-6 NU	<b>240081100</b>	8-6	14/150-12/150		
	53RDLO10-6 NU	<b>240101101</b>	10-6	16/150-12/150		
	53RDLO10-8 NU	<b>240101102</b>	10-8	16/150-14/150		
	53RDLO12-6 NU	<b>240121103</b>	12-6	18/150-12/150		
	53RDLO12-8 NU	<b>240121104</b>	12-8	18/150-14/150		
	53RDLO12-10 NU	<b>240121105</b>	12-10	18/150-16/150		
	53RDLO15-6 NU	<b>240151106</b>	15-6	22/150-12/150		
	53RDLO15-8 NU	<b>240151107</b>	15-8	22/150-14/150		
	53RDLO15-10 NU	<b>240151108</b>	15-10	22/150-16/150		
	53RDLO15-12 NU	<b>240151109</b>	15-12	22/150-18/150		
	53RDLO18-6 NU	<b>240181110</b>	18-6	26/150-12/150		
	53RDLO18-8 NU	<b>240181111</b>	18-8	26/150-14/150		
	53RDLO18-10 NU	<b>240181112</b>	18-10	26/150-16/150		
	53RDLO18-12 NU	<b>240181113</b>	18-12	26/150-18/150		
	53RDLO18-15 NU	<b>240181114</b>	18-15	26/150-22/150		
	53RDLO22-6 NU	<b>240221115</b>	22-6	30/200-12/150		
	53RDLO22-8 NU	<b>240221116</b>	22-8	30/200-14/150		
	53RDLO22-10 NU	<b>240221117</b>	22-10	30/200-16/150		
	53RDLO22-12 NU	<b>240221118</b>	22-12	30/200-18/150		
	53RDLO22-15 NU	<b>240221119</b>	22-15	30/200-22/150		
	53RDLO22-18 NU	<b>240221120</b>	22-18	30/200-26/150		
	53RDLO28-6 NU	<b>240281121</b>	28-6	36/200-12/150		
	53RDLO28-8 NU	<b>240281122</b>	28-8	36/200-14/150		
	53RDLO28-10 NU	<b>240281123</b>	28-10	36/200-16/150		
	53RDLO28-12 NU	<b>240281124</b>	28-12	36/200-18/150		
	53RDLO28-15 NU	<b>240281125</b>	28-15	36/200-22/150		
	53RDLO28-18 NU	<b>240281126</b>	28-18	36/200-26/150		
	53RDLO28-22 NU	<b>240281127</b>	28-22	36/200-30/200		
	53RDLO35-15 NU	<b>240351128</b>	35-15	45/200-22/150		
	53RDLO35-18 NU	<b>240351129</b>	35-18	45/200-26/150		
	53RDLO35-22 NU	<b>240351130</b>	35-22	45/200-30/200		
	53RDLO35-28 NU	<b>240251131</b>	38-28	45/200-36/200		
53RDLO42-18 NU	<b>240421132</b>	42-18	52/200-26/150			
53RDLO42-22 NU	<b>240421133</b>	42-22	52/200-30/200			
53RDLO42-28 NU	<b>240421134</b>	42-28	52/200-36/200			
53RDLO42-35 NU	<b>240421135</b>	42-35	52/200-45/200			

