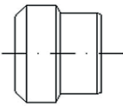
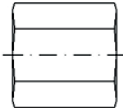
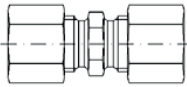
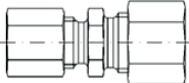
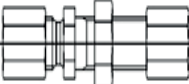
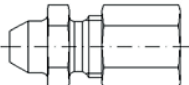
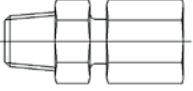
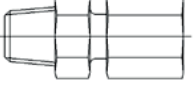
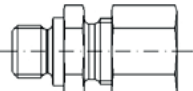


# RACCORD SERIE DIN S

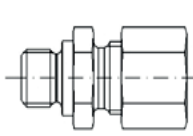
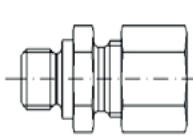
	Désignation	Code	Raccordement tube		Implantation	
			mm	Filetage		
<b><u>BAGUE</u></b>						
	1DL/DS6	222062291	6			
	1DL/DS8	222082288	8			
	1DL/DS10	222102290	10			
	1DL/DS12	222122292	12			
	1DS14	222142295	14			
	1DS16	222162296	16			
	1DS20	222202302	20			
	1DS25	222252303	25			
	1DS30	222302305	30			
	1DS38	222382307	38			
	<b><u>ECROU</u></b>					
		2DS6 (14X150)	222062292	6	14/150	
2DS8 (16X150)		222082293	8	16/150		
2DS10 (18X150)		222102294	10	18/150		
2DS12 (20X150)		222122295	12	20/150		
2DS14 (22X150)		222142296	14	22/150		
2DS16 (24X150)		222162297	16	24/150		
2DS20 (30X200)		222202298	20	30/200		
2DS25 (36X200)		222252299	25	36/200		
2DS30 (42X200)		222302300	30	42/200		
2DS38 (52X200)		222382301	38	52/200		
<b><u>UNION DOUBLE</u></b>						
	3DS6 NU	241060031	6	14/150		
	3DS8 NU	241080032	8	16/150		
	3DS10 NU	241100033	10	18/150		
	3DS12 NU	241120034	12	20/150		
	3DS14 NS	241140035	14	22/150		
	3DS16 NU	241160036	16	24/150		
	3DS20 NU	241200037	20	30/200		
	3DS25 NU	241250038	25	36/200		
	3DS30 NU	241300039	30	42/200		
	3DS38 NU	241380040	38	52/200		

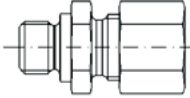
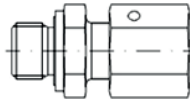


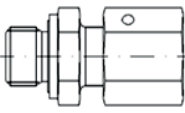
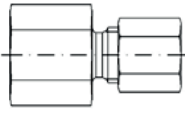
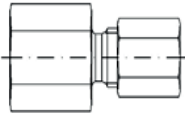
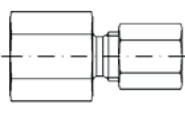
		Raccordement tube		
Désignation	Code	mm	Filetage	Implantation
<b>UNION DOUBLE DE REDUCTION</b>				
	3RDS8-6 NU	241080806	8-6	16/150-14/150
	3RDS10-6 NU	241101006	10-6	18/150-14/150
	3RDS10-8 NU	241061008	10-8	18/150-16/150
	3RDS12-6 NU	241121206	12-6	20/150-14/150
	3RDS12-8 NU	241121208	12-8	20/150-16/150
	3RDS12-10 NU	241121210	12-10	20/150-18/150
	3RDS14-10 NU	241141410	14-10	22/150-18/150
	3RDS14-12 NU	241141412	14-12	22/150-20/150
	3RDS16-12 NU	241161612	16-12	24/150-20/150
	3RDS16-14 NU	241161614	16-14	24/150-22/150
	3RDS20-10 NU	241202010	20-10	30/200-18/150
	3RDS20-12 NU	241202012	20-12	30/200-20/150
	3RDS20-16 NU	241202016	20-16	30/200-24/150
	3RDS25-16 NU	241252516	25-16	36/200-24/150
	3RDS25-20 NU	241252520	25-20	36/200-30/200
	3RDS30-20 NU	241303020	30-20	42/200-30/200
	3RDS30-25 NU	241303025	30-25	42/200-36/200
3RDS38-30 NU	241383830	38-30	52/200-42/200	
<b>UNION DOUBLE DE CLOISON</b>				
	3DS6CL NU	241060131	6	14/150
	3DS8CL NU	241080132	8	16/150
	3DS10CL NU	241100133	10	18/150
	3DS12CL NU	241120134	12	20/150
	3DS14CL NU	241140135	14	22/150
	3DS16CL NU	241160136	16	24/150
	3DS20CL NU	241200137	20	30/200
	3DS25CL NU	241250138	25	36/200
	3DS30CL NU	241300139	30	42/200
	3DS38CL NU	241380140	38	52/200
<b>UNION SIMPLE A SOUDER</b>				
	3SDS6NU	241080171	6	14/150
	3SDS8 NU	241080172	8	16/150
	3SDS10 NU	241100173	10	18/150
	3SDS12 NU	241120174	12	20/150
	3SDS14 NU	241140175	14	22/150
	3SDS16 NU	241160176	16	24/150
	3SDS20 NU	241200177	20	30/200
	3SDS25 NU	241250178	25	36/200
	3SDS30 NU	241300179	30	42/200
	3SDS38 NU	241380180	38	52/200

		Raccordement tube			
Désignation	Code	mm	Filetage	Implantation	
<b>UNION SIMPLE MALE NPT</b>					
	4DS6 1/4NPT NU	241060507	6	14/150	1/4
	4DS8 1/4NPT NU	241080508	8	16/150	1/4
	4DS10 1/4NPT NU	241100509	10	18/150	1/4
	4DS10 3/8NPT NU	241100510	10	18/150	3/8
	4DS12 1/4NPT NU	241120511	12	20/150	1/4
	4DS12 3/8NPT NU	241120512	12	20/150	3/8
	4DS12 1/2NPT NU	241120513	12	20/150	1/2
	4DS14 1/2NPT NU	241140514	14	22/150	1/2
	4DS16 1/2NPT NU	241160515	16	24/150	1/2
	4DS20 3/4NPT NU	241200516	20	30/200	3/4
	4DS25 1"NPT NU	241250517	25	36/200	1"
	4DS30 1"1/4NPT NU	241300518	30	42/200	1"1/4
	4DS38 1"1/2NPT NU	241380519	38	52/200	1"1/2
	<b>UNION SIMPLE MALE GAZ CONIQUE</b>				
	4DS6 1/4K NU	241060747	6	14/150	1/4
	4DS8 1/4K NU	241080748	8	16/150	1/4
	4DS10 3/8K NU	241100749	10	18/150	3/8
	4DS12 3/8K NU	241120750	12	20/150	3/8
	4DS14 1/2K NU	241140751	14	22/150	1/2
	4DS16 1/2K NU	241160752	16	24/150	1/2
	4DS20 3/4K NU	241200753	20	30/200	3/4
	4DS25 1"K NU	241250754	25	36/200	1"
	4DS30 1"1/4K NU	241300755	30	42/200	1"1/4
	4DS38 1"1/2K NU	241380756	38	52/200	1"1/2
<b>UNION SIMPLE MALE METRIQUE FORME B (Métal)</b>					
	4DS6 12X150B NU	241060404	6	14/150	12/150
	4DS8 14X150B NU	241080405	8	16/150	14/150
	4DS10 16X150B NU	241100406	10	18/150	16/150
	4DS12 18X150B NU	241120407	12	20/150	18/150
	4DS12 22X150B NU	241120408	12	20/150	22/150
	4DS14 20X150B NU	241140408	14	22/150	20/150
	4DS16 18X150B NU	241160408	16	24/150	18/150
	4DS16 22X150B NU	241160409	16	24/150	22/150
	4DS20 27X200B NU	241200410	20	30/200	27/200
	4DS25 33X200B NU	241250411	25	36/200	33/200
	4DS30 42X200B NU	241300412	30	42/200	42/200
	4DS38 48X200B NU	241380413	38	52/200	48/200

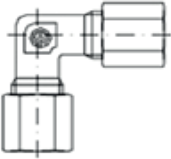
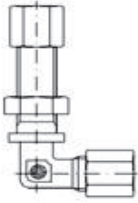
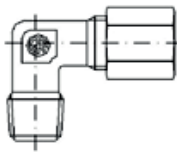
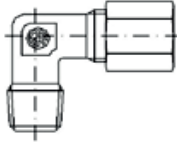


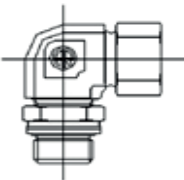
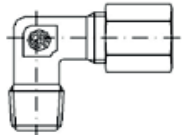
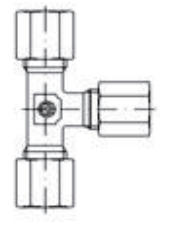
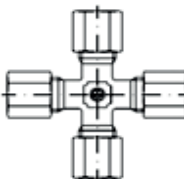
		Raccordement tube			
Désignation	Code	mm	Filetage	Implantation	
<b>UNION SIMPLE MALE GAZ CYLINDRIQUE FORME B (métal)</b>					
	4DS6 1/4B NU	241060434	6	14/150	1/4
	4DS6 1/2B NU	241060435	6	14/150	1/2
	4DS8 1/4B NU	241080435	8	16/150	1/4
	4DS8 3/8B NU	241080436	8	16/150	3/8
	4DS10 1/4B NU	241100436	10	18/150	1/4
	4DS10 3/8B NU	241100437	10	18/150	3/8
	4DS10 1/2B NU	241100438	10	18/150	1/2
	4DS12 1/4B NU	241120438	12	20/150	1/4
	4DS12 3/8B NU	241120439	12	20/150	3/8
	4DS12 1/2B NU	241120440	12	20/150	1/2
	4DS14 3/8B NU	241140441	14	22/150	3/8
	4DS14 1/2B NU	241140442	14	22/150	1/2
	4DS16 3/8B NU	241160443	16	24/150	3/8
	4DS16 1/2B NU	241160444	16	24/150	1/2
	4DS16 3/4B NU	241160445	16	24/150	3/4
	4DS20 1/2B NU	241200446	20	30/200	1/2
	4DS20 3/4B NU	241200837	20	30/200	3/4
	4DS25 3/4B NU	241250448	25	36/200	3/4
	4DS25 1"B NU	241250449	25	36/200	1"
	4DS30 1"B NU	241300450	30	42/200	1"
4DS30 1"1/4B NU	241300451	30	42/200	1"1/4	
4DS38 1"1/4B NU	241380453	38	52/200	1"1/4	
4DS38 1"1/2B NU	241380452	38	52/200	1"1/2	
<b>UNION SIMPLE MALE METRIQUE FORME R (Joint encastré)</b>					
	4DS6 12X150R NU	241060463	6	14/150	12/150
	4DS8 14X150R NU	241080464	8	16/150	14/150
	4DS10 16X150R NU	241100465	10	18/150	16/150
	4DS12 18X150R NU	241120466	12	20/150	18/150
	4DS12 22X150R NU	241120468	12	20/150	22/150
	4DS14 20X150R NU	241140467	14	22/150	20/150
	4DS16 18X150R NU	241160467	16	24/150	18/150
	4DS16 22X150R NU	241160468	16	24/150	22/150
	4DS20 27X200R NU	241200469	20	30/200	27/200
	4DS25 33X200R NU	241250470	25	36/200	33/200
	4DS30 42X200R NU	241300471	30	42/200	42/200
	4DS38 48X200R NU	241380472	38	52/200	48/200

		Raccordement tube			
Désignation	Code	mm	Filetage	Implantation	
<b>UNION SIMPLE MALE GAZ FORME R (Joint encastré)</b>					
	4DS6 1/4R NU	241060483	6	14/150	1/4
	4DS8 1/4R NU	241080484	8	16/150	1/4
	4DS8 3/8R NU	241080485	8	16/150	3/8
	4DS10 1/4R NU	241100484	10	18/150	1/4
	4DS10 3/8R NU	241100485	10	18/150	3/8
	4DS10 1/2R NU	241100486	10	18/150	1/2
	4DS12 1/4R NU	241120485	12	20/150	1/4
	4DS12 3/8R NU	241120486	12	20/150	3/8
	4DS12 1/2R NU	241120487	12	20/150	1/2
	4DS14 3/8R NU	241140486	14	22/150	3/8
	4DS14 1/2R NU	241140487	14	22/150	1/2
	4DS16 3/8R NU	241160487	16	24/150	3/8
	4DS16 1/2R NU	241160488	16	24/150	1/2
	4DS16 3/4R NU	241160489	16	24/150	3/4
	4DS20 1/2R NU	241200488	20	30/200	1/2
	4DS20 3/4R NU	241200489	20	30/200	3/4
	4DS25 3/4R NU	241250489	25	36/200	3/4
	4DS25 1"R NU	241250490	25	36/200	1"
	4DS30 1"R NU	241300490	30	42/200	1"
	4DS30 1"1/4R NU	241300491	30	42/200	1"1/4
4DS38 1"1/4R NU	241380491	38	52/200	1"1/4	
4DS38 1"1/2R NU	241380492	38	52/200	1"1/2	
<b>ADAPTEUR METRIQUE FORME R (Joint encastré) - O-RING</b>					
	5DSO6 12X150R	241061191	6	14/150	12/150
	5DSO8 14X150R	241081192	8	16/150	14/150
	5DSO10 16X150R	241101193	10	18/150	16/150
	5DSO12 18X150R	241121194	12	20/150	18/150
	5DSO14 20X150R	241141195	14	22/150	20/150
	5DSO16 22X150R	241161196	16	24/150	22/150
	5DSO20 27X200R	241201197	20	30/200	27/200
	5DSO25 33X200R	241251198	25	36/200	33/200
	5DSO30 42X200R	241301199	30	42/200	42/200
	5DSO38 48X200R	241381200	38	52/200	48/200

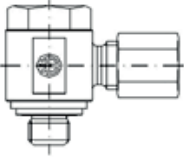
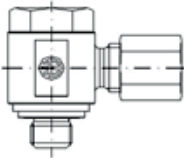
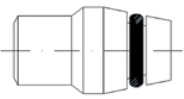
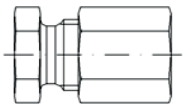
		<b>Raccordement tube</b>				
		<b>Désignation</b>	<b>Code</b>	<b>mm</b>	<b>Filetage</b>	<b>Implantation</b>
<b><u>ADAPTEUR GAZ FORME R (Joint encastré) - O-RING</u></b>						
	5DSO6 1/4R	<b>241061211</b>	6	14/150	1/4	
	5DSO8 1/4R	<b>241081212</b>	8	16/150	1/4	
	5DSO10 3/8R	<b>241101213</b>	10	18/150	3/8	
	5DSO12 3/8R	<b>241121214</b>	12	20/150	3/8	
	5DSO14 1/2R	<b>241141215</b>	14	22/150	1/2	
	5DSO16 1/2R	<b>241161216</b>	16	24/150	1/2	
	5DSO20 3/4R	<b>241201217</b>	20	30/200	3/4	
	5DSO25 1" R	<b>241251218</b>	25	36/200	1"	
	5DSO30 1"1/4R	<b>241301219</b>	30	42/200	1"1/4	
	5DSO38 1"1/2R	<b>241381220</b>	38	52/200	1"1/2	
<b><u>UNION SIMPLE FEMELLE METRIQUE</u></b>						
	6DS6 12X150F NU	<b>241060619</b>	6	14/150	12/150	
	6DS8 14X150F NU	<b>241080620</b>	8	16/150	14/150	
	6DS10 16X150F NU	<b>241100621</b>	10	18/150	16/150	
	6DS12 18X150F NU	<b>241120622</b>	12	20/150	18/150	
	6DS14 20X150F NU	<b>241140623</b>	14	22/150	20/150	
	6DS16 22X150F NU	<b>241160624</b>	16	24/150	22/150	
	6DS20 27X200F NU	<b>241200625</b>	20	30/200	27/200	
<b><u>UNION SIMPLE FEMELLE GAZ</u></b>						
	6DS6 1/4F NU	<b>241060636</b>	6	14/150	1/8	
	6DS8 1/4F NU	<b>241080637</b>	8	16/150	1/4	
	6DS10 3/8F NU	<b>241100638</b>	10	18/150	1/4	
	6DS12 3/8F NU	<b>241120639</b>	12	20/150	3/8	
	6DS14 1/2F NU	<b>241140640</b>	14	22/150	1/2	
	6DS16 1/2F NU	<b>241160641</b>	16	24/150	1/2	
	6DS20 3/4F NU	<b>241200642</b>	20	30/200	3/4	
	6DS25 1" F NU	<b>241250643</b>	25	36/200	1"	
	6DS30 1"1/4F NU	<b>241300644</b>	30	42/200	1"1/4	
6DS38 1"1/2F NU	<b>241380645</b>	38	52/200	1"1/2		
<b><u>UNION SIMPLE FEMELLE POUR MANOMETRE</u></b>						
	6DS6 1/2F MANO NU	<b>241060650</b>	6	14/150	1/2	
	6DS8 1/2F MANO NU	<b>241080651</b>	8	16/150	1/2	
	6DS10 1/2F MANO NU	<b>241100652</b>	10	18/150	1/2	
	6DS12 1/2F MANO NU	<b>241120653</b>	12	20/150	1/2	



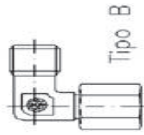
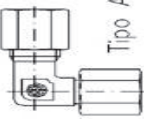
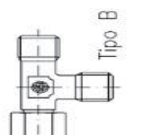
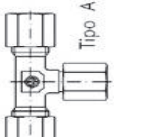
		Raccordement tube			
	Désignation	Code	mm	Filetage	Implantation
<b><u>COUDE EGAL</u></b>					
	7DS6 NU	241060051	6	14/150	
	7DS8 NU	241080052	8	16/150	
	7DS10 NU	241100053	10	18/150	
	7DS12 NU	241120054	12	20/150	
	7DS14 NU	241140055	14	22/150	
	7DS16 NU	241160056	16	24/150	
	7DS20 NU	241200057	20	30/200	
	7DS25 NU	241250058	25	36/200	
	7DS30 NU	241300059	30	42/200	
	7DS38 NU	241380060	38	52/200	
<b><u>COUDE EGAL DE CLOISON</u></b>					
	7DS6CL NU	241060111	6	14/150	
	7DS8CL NU	241080112	8	16/150	
	7DS10CL NU	241100113	10	18/150	
	7DS12CL NU	241120114	12	20/150	
	7DS14CL NU	241140115	14	22/150	
	7DS16CL NU	241160116	16	24/150	
	7DS20CL NU	241200117	20	30/200	
	7DS25CL NU	241250118	25	36/200	
	7DS30CL NU	241300119	30	42/200	
7DS38CL NU	241380120	38	52/200		
<b><u>COUDE MALE NPT</u></b>					
	8DS6 1/4NPT NU	241060586	6	14/150	1/4
	8DS8 1/4NPT NU	241080587	8	16/150	1/4
	8DS10 3/8NPT NU	241100588	10	18/150	3/8
	8DS12 3/8NPT NU	241120589	12	20/150	3/8
	8DS14 1/2NPT NU	241140590	14	22/150	1/2
	8DS16 1/2NPT NU	241160591	16	24/150	1/2
	8DS20 3/4NPT NU	241200592	20	30/200	3/4
	8DS25 1" NPT NU	241250593	25	36/200	1"
	8DS30 1"1/4NPT NU	241300591	30	42/200	1"1/4
	8DS38 1"1/2NPT NU	241380595	38	52/200	1"1/2
<b><u>COUDE MALE METRIQUE CONIQUE</u></b>					
	8DS6 12X150K NU	241060557	6	14/150	12/150
	8DS8 14X150K NU	241080558	8	16/150	14/150
	8DS10 16X150K NU	241100559	10	18/150	16/150
	8DS12 18X150K NU	241120560	12	20/150	18/150
	8DS14 20X150K NU	241140561	14	22/150	20/150
	8DS16 22X150K NU	241160562	16	24/150	22/150

		Raccordement tube			
Désignation	Code	mm	Filetage	Implantation	
<b><u>COUDE MALE GAZ CYLINDRIQUE ORIENTABLE</u></b>					
	8DS6 1/4CYL OR NU	<b>241061569</b>	6	14/150	1/4
	8DS8 1/4CYL OR NU	<b>241081570</b>	8	16/150	1/4
	8DS10 3/8CYL OR NU	<b>241101571</b>	10	18/150	3/8
	8DS12 3/8CYL OR NU	<b>241121572</b>	12	20/150	3/8
	8DS16 1/2CYL OR NU	<b>241161574</b>	16	24/150	1/2
	8DS20 3/4CYL OR NU	<b>241201575</b>	20	30/200	3/4
	8DS25 1"CYL OR NU	<b>241251576</b>	25	36/200	1"
	8DS30 1"1/4CYL OR NU	<b>241301577</b>	30	42/200	1"1/4
	8DS38 1"1/2CYL OR NU	<b>241381578</b>	38	42/200	1"1/2
<b><u>COUDE MALE GAZ CONIQUE</u></b>					
	8DS6 1/4K NU	<b>241060569</b>	6	14/150	1/4
	8DS8 1/4K NU	<b>241080570</b>	8	16/150	1/4
	8DS10 3/8K NU	<b>241100571</b>	10	18/150	3/8
	8DS12 3/8K NU	<b>241120572</b>	12	20/150	3/8
	8DS14 1/2K NU	<b>241140573</b>	14	22/150	1/2
	8DS16 1/2K NU	<b>241160574</b>	16	24/150	1/2
<b><u>TE EGAL</u></b>					
	10DS6 NU	<b>241060071</b>	6	14/150	
	10DS8 NU	<b>241080072</b>	8	16/150	
	10DS10 NU	<b>241100073</b>	10	18/150	
	10DS12 NU	<b>241120074</b>	12	20/150	
	10DS14 NU	<b>241140075</b>	14	22/150	
	10DS16 NU	<b>241160076</b>	16	24/150	
	10DS20 NU	<b>241200077</b>	20	30/200	
	10DS25 NU	<b>241250078</b>	25	36/200	
	10DS30 NU	<b>241300079</b>	30	42/200	
	10DS38 NU	<b>241380080</b>	38	52/200	
<b><u>CROIX EGALE</u></b>					
	12DS6NU	<b>241060091</b>	6	14/150	
	12DS8 NU	<b>241080092</b>	8	16/150	
	12DS10 NU	<b>241100093</b>	10	18/150	
	12DS12 NU	<b>241120094</b>	12	20/150	
	12DS14 NU	<b>241140095</b>	14	22/150	
	12DS16 NU	<b>241160096</b>	16	24/150	
	12DS20 NU	<b>241200097</b>	20	30/200	
	12DS25 NU	<b>241250098</b>	25	36/200	
	12DS30 NU	<b>241300099</b>	30	42/200	
	12DS38 NU	<b>241380100</b>	38	52/200	



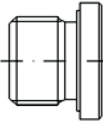
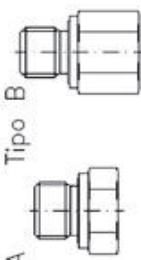
		Raccordement tube			
Désignation	Code	mm	Filetage	Implantation	
<b>BANJO METRIQUE CYLINDRIQUE FORME R</b>					
	13DS6 12X150R NU	241060328	6	14/150	12/150
	13DS8 14X150R NU	241080329	8	16/150	14/150
	13DS10 16X150R NU	241100330	10	18/150	16/150
	13DS12 18X150R NU	241120331	12	20/150	18/150
	13DS16 22X150R NU	241160333	16	24/150	22/150
	13DS20 27X200R NU	241200334	20	30/200	27/200
	13DS25 33X200R NU	241250335	25	36/200	33/200
	13DS30 42X200R NU	241300336	30	42/200	42/200
	13DS38 48X200R NU	241380337	38	42/20	48/200
<b>BANJO GAZ CYLINDRIQUE FORME R</b>					
	13DS6 1/4R NU	241060342	6	14/150	1/4
	13DS8 1/4R NU	241080343	8	16/150	1/4
	13DS10 3/8R NU	241100344	10	18/150	3/8
	13DS12 3/8R NU	241120345	12	20/150	3/8
	13DS14 1/2R NU	241140346	14	22/150	1/2
	13DS16 1/2R NU	241160347	16	24/150	1/2
	13DS20 3/4R NU	241200348	20	30/200	3/4
	13DS25 1"R NU	241250349	25	36/200	1"
	13DS30 1"1/4R NU	241300350	30	42/200	1"1/4
	13DS38 1"1/2R NU	241380351	38	52/200	1"1/2
<b>BOUCHON OBTURATEUR</b>					
	15DLO6-DSO6 NU	240061001	6		
	15DLO8-DSO8 NU	240081002	8		
	15DLO10-DSO10 NU	240101003	10		
	15DLO12-DSO12 NU	240121004	12		
	15DSO14 NU	241140015	14		
	15DSO16 NU	241160016	16		
	15DSO20 NU	241200017	20		
	15DSO25 NU	241250018	25		
	15DSO30 NU	241300019	30		
	15DSO38 NU	241380020	38		
<b>BOUCHON POUR TUBE</b>					
	18DS6 NU	241060006	6	14/150	
	18DS8 NU	241080006	8	16/150	
	18DS10 NU	241100006	10	18/150	
	18DS12 NU	241120006	12	20/150	
	18DS14 NU	241140006	14	22/150	
	18DS16 NU	241160006	16	24/150	
	18DS20 NU	241200006	20	30/200	
	18DS25 NU	241250006	25	36/200	
	18DS30 NU	241300006	30	42/200	
	18DS38 NU	241380006	38	52/200	



		<b>Raccordement tube</b>				
		<b>Désignation</b>	<b>Code</b>	<b>mm</b>	<b>Filetage</b>	<b>Implantation</b>
<b><u>COUDE ORIENTABLE O-RING</u></b>						
 Tipo B	27DSO6 NU	<b>241061231</b>	6	14/150		
	27DSO8 NU	<b>241081232</b>	8	16/150		
	27DSO10 NU	<b>241101233</b>	10	18/150		
	27DSO12 NU	<b>241121234</b>	12	20/150		
	27DSO14 NU	<b>241141235</b>	14	22/150		
	27DSO16 NU	<b>241161236</b>	16	24/150		
	27DSO20 NU	<b>241201237</b>	20	30/200		
	27DSO25 NU	<b>241251238</b>	25	36/200		
	27DSO30 NU	<b>241301239</b>	30	42/200		
	27DSO38 NU	<b>241381240</b>	38	52/200		
 Tipo A	31DSO6 NU	<b>241061271</b>	6	14/150		
	31DSO8 NU	<b>241081272</b>	8	16/150		
	31DSO10 NU	<b>241101273</b>	10	18/150		
	31DSO12 NU	<b>241121274</b>	12	20/150		
	31DSO14 NU	<b>241141275</b>	14	22/150		
	31DSO16 NU	<b>241161276</b>	16	24/150		
	31DSO20 NU	<b>241201277</b>	20	30/200		
	31DSO25 NU	<b>241251278</b>	25	36/200		
	31DSO30 NU	<b>241301279</b>	30	42/200		
	31DSO38 NU	<b>241381280</b>	38	52/200		
<b><u>TE ORIENTABLE RENVERSE O-RING</u></b>						
 Tipo B	32DSO6 NU	<b>241061251</b>	6	14/150		
	32DSO8 NU	<b>241081252</b>	8	16/150		
	32DSO10 NU	<b>241101253</b>	10	18/150		
	32DSO12 NU	<b>241121254</b>	12	20/150		
	32DSO14 NU	<b>241141255</b>	14	22/150		
	32DSO16 NU	<b>241161256</b>	16	24/150		
	32DSO20 NU	<b>241201257</b>	20	30/200		
	32DSO25 NU	<b>241251258</b>	25	36/200		
	32DSO30 NU	<b>241301259</b>	30	42/200		
	32DSO38 NU	<b>241381260</b>	38	52/200		
 Tipo A	32DSO6 NU	<b>241061251</b>	6	14/150		
	32DSO8 NU	<b>241081252</b>	8	16/150		
	32DSO10 NU	<b>241101253</b>	10	18/150		
	32DSO12 NU	<b>241121254</b>	12	20/150		
	32DSO14 NU	<b>241141255</b>	14	22/150		
	32DSO16 NU	<b>241161256</b>	16	24/150		
	32DSO20 NU	<b>241201257</b>	20	30/200		
	32DSO25 NU	<b>241251258</b>	25	36/200		
	32DSO30 NU	<b>241301259</b>	30	42/200		
	32DSO38 NU	<b>241381260</b>	38	52/200		



		Raccordement tube				
		Désignation	Code	mm	Filetage	Implantation
<b>ADAPTEUR DE REDUCTION O-RING</b>						
		53RDSO8-6 NU	<b>241061693</b>	8-6	16/150-14/150	
		53RDSO10-6 NU	<b>241101694</b>	10-6	18/150-14/150	
		53RDSO10-8 NU	<b>241101695</b>	10-8	18/150-16/150	
		53RDSO12-6 NU	<b>241121696</b>	12-6	20/150-14/150	
		53RDSO12-8 NU	<b>241121697</b>	12-8	20/150-16/150	
		53RDSO12-10 NU	<b>241121698</b>	12-10	20/150-18/150	
		53RDSO14-6 NU	<b>241141699</b>	14-6	22/150-14/150	
		53RDSO14-8 NU	<b>241141700</b>	14-8	22/150-16/150	
		53RDSO14-10 NU	<b>241141701</b>	14-10	22/150-18/150	
		53RDSO14-12 NU	<b>241141702</b>	14-12	22/150-20/150	
		53RDSO16-6 NU	<b>241161699</b>	16-6	24/150-14/150	
		53RDSO16-8 NU	<b>241161700</b>	16-8	24/150-16/150	
		53RDSO16-10 NU	<b>241161701</b>	16-10	24/150-18/150	
		53RDSO16-12 NU	<b>241161702</b>	16-12	24/150-20/150	
		53RDSO16-14 NU	<b>241161703</b>	16-14	24/150-22/150	
		53RDSO20-6 NU	<b>241201701</b>	20-6	30/200-14/150	
		53RDSO20-8 NU	<b>241201702</b>	20-8	30/200-16/150	
		53RDSO20-10 NU	<b>241201703</b>	20-10	30/200-18/150	
		53RDSO20-12 NU	<b>241201704</b>	20-12	30/200-20/150	
		53RDSO20-14 NU	<b>241201705</b>	20-14	30/200-22/150	
		53RDSO20-16 NU	<b>241201706</b>	20-16	30/200-24/150	
		53RDSO25-6 NU	<b>241250704</b>	25-6	36/200-14/150	
		53RDSO25-8 NU	<b>241251705</b>	25-8	36/200-16/150	
		53RDSO25-10 NU	<b>241251706</b>	25-10	36/200-18/150	
		53RDSO25-12 NU	<b>241251707</b>	25-12	36/200-20/150	
		53RDSO25-14 NU	<b>241251708</b>	25-14	36/200-22/150	
		53RDSO25-16 NU	<b>241251709</b>	25-14	36/200-24/150	
		53RDSO25-20 NU	<b>241251710</b>	25-20	36/200-33/200	
		53RDSO30-8 NU	<b>241301709</b>	30-8	42/200-16/150	
		53RDSO30-10 NU	<b>241301710</b>	30-10	42/200-18/150	
		53RDSO30-12 NU	<b>241301711</b>	30-12	42/200-20/150	
		53RDSO30-16 NU	<b>241301712</b>	30-16	42/200-24/150	
		53RDSO30-20 NU	<b>241301713</b>	30-20	42/200-30/200	
		53RDSO30-25 NU	<b>241301714</b>	30-25	42/200-36/200	
	53RDSO38-12 NU	<b>241381714</b>	38-12	52/200-20/150		
	53RDSO38-16 NU	<b>241381715</b>	38-16	52/200-24/150		
	53RDSO38-20 NU	<b>241381716</b>	38-20	52/200-30/200		
	53RDSO38-25 NU	<b>241381717</b>	38-25	52/200-36/200		
	53RDSO38-30 NU	<b>241381718</b>	38-30	52/200-42/200		
<b>BOUCHON MALE METRIQUE FORME R (Joint encastré)</b>						
		BM10X100R	<b>253100100</b>			10/100
		BM12X150R	<b>253120150</b>			12/150
		BM14X150R	<b>253140150</b>			14/150
		BM16X150R	<b>253160150</b>			16/150
		BM18X150R	<b>253180150</b>			18/150
		BM20X150R	<b>253200150</b>			20/150
		BM22X150R	<b>253220150</b>			22/150
		BM26X150R	<b>253260150</b>			26/150
		BM27X200R	<b>253270200</b>			27/200
		BM33X200R	<b>253330200</b>			33/200
		BM42X200R	<b>253420200</b>			42/200
		BM48X200R	<b>253480200</b>			48/200

		Raccordement tube			
Désignation	Code	mm	Filetage	Implantation	
<b>BOUCHON MALE GAZ FORME R (Joint encastré)</b>					
	BM1/8R	253040018		1/8	
	BM1/4R	253060014		1/4	
	BM3/8R	253100038		3/8	
	BM1/2R	253130012		1/2	
	BM3/4R	253200034		3/4	
	BM1"R	253250100		1"	
	BM1"1/4R	253320114		1"1/4	
	BM1"1/2R	253380112		1"1/2	
<b>REDUCTION MALE X FEMELLE CYLINDRIQUE FORME R (Joint encastré)</b>					
			<b>Type</b>	<b>Filetage mâle</b>	<b>Filetage femelle</b>
	UMF1/8R1/4F	253041006	B	1/8	1/4
	UMF1/8R3/8F	253041010	B	1/8	3/8
	UMF1/4R1/8F	253061004	B	1/4	1/8
	UMF1/4R3/8F	253061010	B	1/4	3/8
	UMF1/4R1/2F	253061013	B	1/4	1/2
	UMF1/4R3/4F	253061020	B	1/4	3/4
	UMF3/8R1/8F	253101004	A	3/8	1/8
	UMF3/8R1/4F	253101006	B	3/8	1/4
	UMF3/8R1/2F	253101013	B	3/8	1/2
	UMF3/8R3/4F	253101020	B	3/8	3/4
	UMF1/2R1/8F	253131004	A	1/2	1/8
	UMF1/2R1/4F	253131006	A	1/2	1/4
	UMF1/2R3/8F	253131010	B	1/2	3/8
	UMF1/2R3/4F	253131020	B	1/2	3/4
	UMF1/2R1"F	253131025	B	1/2	1"
	UMF1/2R1"1/4F	253131032	B	1/2	1"1/4
	UMF3/4R1/4F	253201006	A	3/4	1/4
	UMF3/4R3/8F	253201010	A	3/4	3/8
	UMF3/4R1/2F	253201013	B	3/4	1/2
	UMF3/4R1"F	253201025	B	3/4	1"
	UMF3/4R1"1/4F	253201032	B	3/4	1"1/4
	UMF3/4R1"1/2F	253201038	B	3/4	1"1/2
	UMF1"R1/4F	253251006	A	1"	1/4
	UMF1"R3/8F	253251010	A	1"	3/8
	UMF1"R1/2F	253251013	A	1"	1/2
	UMF1"R3/4F	253251020	B	1"	3/4
	UMF1"R1"1/4F	253251032	B	1"	1"1/4
	UMF1"R1"1/2F	253251038	B	1"	1"1/2
	UMF1"1/4R1/2F	253321013	A	1"1/4	1/2
	UMF1"1/4R3/4F	253321020	A	1"1/4	3/4
	UMF1"1/4R1"F	253321025	B	1"1/4	1"
	UMF1"1/4R1"1/2F	253321038	B	1"1/4	1"1/2
	UMF1"12R1/2R	253381013	A	1"1/2	1/2
UMF1"12R3/4R	253381020	A	1"1/2	3/4	
UMF1"12R1"R	253381025	A	1"1/2	1"	
UMF1"12R1"1/4R	253381032	B	1"1/2	1"1/4	