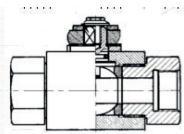
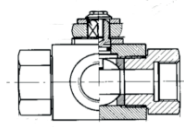



VANNE

		Caractéristique		
Désignation	Code		Pression	Implantation
VANNE FxF BOISSEAU SPHERIQUE HAUTE PRESSION 2 VOIES (2 trous de fixations)				
	VBS6 1/4G	284060002	500 Bars	1/4
	VBS10 3/8G	284100002	500 Bars	3/8
	VBS13 1/2G	284130002	500 Bars	1/2
	VBS20 3/4G	284200002	315 Bars	3/4
	VBS25 1"G	284250002	315 Bars	1"
	VBS25 1"1/4G	284320002	315 Bars	1"1/4
VANNE FxF BOISSEAU SPHERIQUE HAUTE PRESSION 3 VOIES EN L (2 trous de fixations)				
	VA3L 1/4G	284060003	315 Bars	1/4
	VA3L 3/8G	284100003	315 Bars	3/8
	VA3L 1/2G	284130003	315 Bars	1/2
	VA3L 3/4G	284200003	315 Bars	3/4
	VA3L 1"G	284250003	315 Bars	1"
VANNE FxF BASSE PRESSION A SPHERE SERIE LAITON CHROME				
	VANNE BP FxF1/4 PN64	284060074	64 Bars	1/4
	VANNE BP FxF3/8 PN64	284100074	64 Bars	3/8
	VANNE BP FxF1/2 PN30	284130074	30 Bars	1/2
	VANNE BP FxF3/4 PN30	284200074	30 Bars	3/4
	VANNE BP FxF1" PN30	284250074	30 Bars	1"
	VANNE BP FxF1"1/4 PN25	284320074	25 Bars	1"1/4
	VANNE BP FxF1"1/2 PN25	284380074	25 Bars	1"1/2
	VANNE BP FxF2" PN25	284500074	25 Bars	2"